

STRATEGIC MANAGEMENT OF FIXED ASSETS FOR OPERATIONAL EFFICIENCY-ULTRATECH CEMENT LIMITED

¹ P. Harini, ² Alakunta Lokesh

¹ Assistant Professor, ² MBA Student

Department of MBA

Sree Chaitanya College of Engineering, Karimnagar

ABSTRACT

Fixed assets such as land, buildings, machinery, and equipment play a crucial role in the operational and financial performance of organizations. Strategic management of fixed assets involves systematic planning, acquisition, utilization, maintenance, and disposal to maximize efficiency and productivity. Effective fixed asset management helps organizations reduce operational costs, improve asset utilization, and ensure better return on investment. This study focuses on the strategic approaches used by organizations to manage fixed assets in order to enhance operational efficiency. It examines key practices such as asset planning, lifecycle management, maintenance strategies, and technology-based asset tracking systems.

The study also highlights the importance of proper asset valuation, depreciation methods, and periodic asset audits in maintaining financial transparency and operational control. Furthermore, the research analyzes how strategic decision-making in fixed asset management contributes to improved resource allocation, reduced downtime, and enhanced productivity. By adopting modern asset management techniques and digital asset monitoring systems, organizations can optimize asset performance and extend asset life.

I. INTRODUCTION

Strategic management of fixed assets plays a vital role in improving operational efficiency and long-term organizational performance. Fixed assets such as land, buildings, machinery, equipment, vehicles, and technology infrastructure represent significant capital investments for any organization. These assets directly support production, service delivery, and administrative functions. Therefore, their effective planning, acquisition, utilization, maintenance, and disposal are essential for ensuring optimal productivity and cost control. Poor management of fixed assets can lead to underutilization, increased maintenance costs, operational delays, and reduced profitability.

In the modern competitive business environment, organizations must adopt a strategic approach to fixed asset management rather than treating it as a routine accounting function. Strategic management involves aligning asset acquisition and usage with organizational goals, forecasting future capacity requirements, implementing preventive maintenance systems, and using technology for asset tracking and performance monitoring. This approach helps in maximizing asset life, reducing downtime, and improving return on investment. It also supports better decision-making regarding replacement, upgrading, or disposal of assets based on performance data and cost-benefit analysis.

Furthermore, effective fixed asset management contributes to financial accuracy and regulatory compliance. Proper recording, depreciation policies, asset verification, and audit controls ensure transparency in financial reporting. It also helps organizations avoid asset losses, theft, or misplacement. The integration of digital tools such as asset management software, enterprise resource planning systems, and IoT-based monitoring has further enhanced the ability of firms to track asset usage in real time and optimize operational efficiency.

In capital-intensive sectors such as manufacturing, logistics, healthcare, and infrastructure, the strategic management of fixed assets becomes even more critical. Efficient utilization of machinery and equipment directly influences production capacity, quality, and cost efficiency. Thus, organizations that implement structured asset management policies, lifecycle planning, and performance evaluation mechanisms are better positioned to achieve operational excellence and sustainable growth.

NEED OF THE STUDY

The need for the study on strategic management of fixed assets arises from the growing importance of efficient resource utilization in achieving organizational productivity and cost control. Fixed assets involve large capital investments and directly influence production capacity, service quality, and operational continuity. However, many organizations face issues such as idle assets, poor maintenance planning, inaccurate asset records, and unplanned replacements, which increase operational costs and reduce profitability. A systematic study helps in understanding how strategic planning, proper asset tracking, lifecycle management, and performance evaluation can improve asset utilization and minimize downtime. The study is also necessary to highlight the role of modern technologies like asset management systems and ERP tools in enhancing monitoring and control. It supports better decision-making regarding acquisition, replacement, and disposal of assets based on efficiency and financial impact. Moreover, the study provides insights for developing effective policies, improving financial reporting accuracy, ensuring regulatory compliance, and achieving long-term operational efficiency and sustainable organizational growth.

OBJECTIVES OF THE STUDY

- To evaluate the lifecycle of fixed assets to ensure optimal acquisition, utilization, maintenance, and disposal decisions that enhance operational efficiency and cost control.
- To implement preventive and predictive maintenance strategies that minimize downtime, extend asset lifespan, and improve overall productivity.
- To integrate asset management systems and data analytics for real-time monitoring, performance measurement, and informed strategic decision-making.
- To align fixed asset investments with organizational goals, ensuring capital allocation supports long-term growth, risk mitigation, and sustainable operational performance.

SCOPE OF THE STUDY

The scope of the study focuses on examining the strategic management practices of fixed assets and their impact on operational efficiency within an organization. It covers key aspects such as asset acquisition planning, proper utilization, maintenance strategies, lifecycle management, depreciation methods, and asset disposal decisions. The study also includes the role of asset tracking systems, digital technologies, and internal control mechanisms in improving accuracy, transparency, and accountability in asset management. Further, the study evaluates how effective fixed asset management contributes to cost reduction, productivity improvement, and better capacity utilization. It analyses the relationship between asset performance and organizational efficiency by considering factors such as downtime, repair costs, and replacement planning. The scope is limited to tangible fixed assets like land, buildings, machinery, equipment, and vehicles, excluding current assets and intangible assets. The findings of the study are useful for management in developing strategic policies, improving financial reporting, and enhancing long-term operational planning and decision-making.

II. RESEARCH METHODOLOGY

Research methodology outlines the systematic approach used to investigate a study problem. In this research on strategic management of fixed assets for operational efficiency, it explains data collection methods, sampling techniques, and analysis procedures to ensure reliable, valid, and objective findings that support effective managerial decision-making and organizational performance improvement.

Primary Data

Primary data refers to first-hand information collected directly from respondents for the specific research purpose. In this study, data will be gathered through structured questionnaires and interviews with managers and staff to understand fixed asset management practices and operational efficiency.

Secondary Data

Secondary data consists of information already collected and published by other sources. For this study, data will be obtained from company reports, financial statements, journals, textbooks, and online databases to support analysis of strategic asset management and operational efficiency.

Sampling Method

Simple Random Sampling will be used. This method gives every employee involved in asset management an equal chance of being selected, ensuring fairness and reducing bias in the study.

LIMITATIONS OF THE STUDY

- The study is limited to selected organizations, so findings may not represent asset management practices across all industries and business sectors.
- Time constraints restricted detailed analysis of long-term asset lifecycle performance, replacement planning, and maintenance effectiveness over extended operational periods.
- Reliance on secondary data and records may affect accuracy due to incomplete documentation, outdated asset registers, and reporting inconsistencies.
- The study focuses only on tangible fixed assets and excludes intangible assets like software, patents, and intellectual property from analysis.
- Financial and operational data confidentiality limited access to detailed cost information, reducing depth of comparative performance evaluation across departments.

III. REVIEW OF LITERATURE

Mary Feyikemi Olagoke (2025) This study reviews and integrates literature on the use of predictive analytics to support financial decisions and the management of risks. The research employs the approach of a literature review analysis, based on articles, industry studies, and case-study materials focusing on the application of predictive analytics in financial services. This study then examines the primary use of predictive analytics such as credit scoring, fraud detection, liquidity forecasting, and market analysis, to establish the extent to which they minimize risk, optimize operations, and promote financial sustainability. Further, the analysis assesses how, through the use of predictive analytics, financial institutions can effectively mitigate and manage diverse varieties of risks such as credit, market, operational and liquidity risks. It also identified the performance problems of using predictive analytics that financial institutions encounter such as problems in data quality, problems of algorithm bias, compatibility problems with integrated large traditional systems and problems of human resources. Based on the results of the study, recommendations for the financial institutions are made regarding the effective usage of the predictive analysis, and it is still designed to impact the decision-making part and move the risk management part to the next level. Consequently, the study concludes that predictive analytics has the potential to revolutionize financial practices, but the exercise needs investment in data quality, algorithmic fairness, system integration and training of human capital. The study's limitations include the use of secondary data and literature review, and it does not reflect actual implementation and application from the real world. The results may differ when different sectors are compared. Future studies should use survey questionnaires, examine the ethical and organizational issues, and evaluate the late effects of the predictive analytical system on the aspect of finance.

Kiran Kushwaha (2025) The incorporation of Industry 4.0 technologies has largely helped foster the creation of data-driven culture toward performance excellence within organizations. Due to the fast-growing volume of data being generated through digital mediums—like mobile phones, social media, and wearable technology efficient management, analysis, and conversion of data into meaningful information is vital. Big Data Analytics (BDA) is central to system revolution as it increases the quality of decision-making, strategic forecasting, and organizational performance overall. The contribution of BDA to the betterment of decision-making quality, operational productiveness, and achieving competitive edge is a focus of system. The system identifies the need for the integration of digital transformation and data science in the organizational processes for the optimal exploitation of BDA potential. Despite various uses of BDA in various industries, there is still a research gap regarding its combined effect on forecasting, decision-making, and firm performance. Plugging system gap, the research develops a conceptual research model based on the Resource-Based View (RBV) and Dynamic Capability View (DCV) that is validated using the PLS-SEM approach with 366 Indian firm data.

Dr. V. N. Sailaja (2025) Financial analytics is a component of distinctive forms of business analytics, that are utilized in today's commerce choice making through allowing companies to question economic documents, recognize patterns, and make informed organizational decisions. It helps businesses in taking advantage of revenue generation technology to manage risks and improve financial forecasting. Economic analytics provides deeper insights into market conditions, investment opportunities, and operational efficiency, where it mixes technology as a synthetic intelligence (AI), big data, and device mastering. This overview analyses the essential function of economic analytics across industries and examines automobile and tool purposes, including threat evaluation, budgeting, fraud detection and performance assessment. It also covers unique monetary analytics fashions and predictive, descriptive and prescriptive analytics and their position to enhance monetary strategies. Economic analytics is not without its downsides, however, along with data protection issues, high implementation costs, and demand for skilled professionals. Nonetheless, breakthroughs in AI-pushed monetary analytics, blockchain generation and cloud-based financial solutions are ushering in the destiny of monetary choice-making. In this paper we trying to provide a complete understanding of financial analytics and its transformational effect on business processes.

Xingchen Pan (2025) This work aims to enhance the accuracy and efficiency of corporate strategic decision-making, particularly in rapidly changing and highly competitive market environments. Traditional strategic decision-making methods rely on managers' experiential judgment and exhibit limitations when handling complex data and high-frequency market fluctuations. To address this issue, this work proposes a hybrid optimization model combining transformer models and reinforcement learning algorithms, designed to optimize corporate strategic decision-making processes and improve competitiveness. First, relevant studies on strategic decision-making and corporate competitiveness are reviewed, clarifying the potential and advantages of artificial intelligence (AI) in decision support. Second, the hybrid model is developed and trained through steps including data collection and pre-processing, algorithm selection and model construction, as well as model training and validation. Finally, real-world data are applied to evaluate model performance across indicators such as training time, convergence speed, and prediction effectiveness. The results demonstrate that the hybrid model successfully converges within 150 iterations and exhibits substantial advantages over traditional algorithms, particularly in prediction accuracy for market share (92%), profit growth rate (91%), and customer satisfaction (89%). Implementing the model leads to notable improvements in corporate market position, brand influence, and technological innovation capabilities. The work shows that the hybrid model enhances the scientific rigor and accuracy of decision-making. Meanwhile, it strengthens corporate competitiveness and market responsiveness, highlighting the substantial potential of AI technologies in strategic management. This work provides enterprises with an efficient and reliable decision-support tool, facilitating the maintenance of competitive advantages in complex and dynamic market environments.

Anmol Takkar (2025) With the ever-changing digital world, more and more businesses are turning to Big Data Analytics to revolutionize business intelligence and improve decision-making. This paper explores the transformative role of Big Data Analytics in enhancing real-time decision-making across various business sectors. By analyzing vast and diverse data sources through technologies like machine learning and predictive analytics, businesses gain actionable insights that improve efficiency, customer satisfaction, and strategic planning. The study adopts a mixed-methods approach, integrating qualitative interviews and quantitative surveys to assess the implementation and impact of big data in real-world business contexts. Case studies highlight improvements in areas such as inventory optimization, risk management, and financial forecasting. The findings demonstrate that data-driven decisions significantly enhance operational performance and competitive advantage.

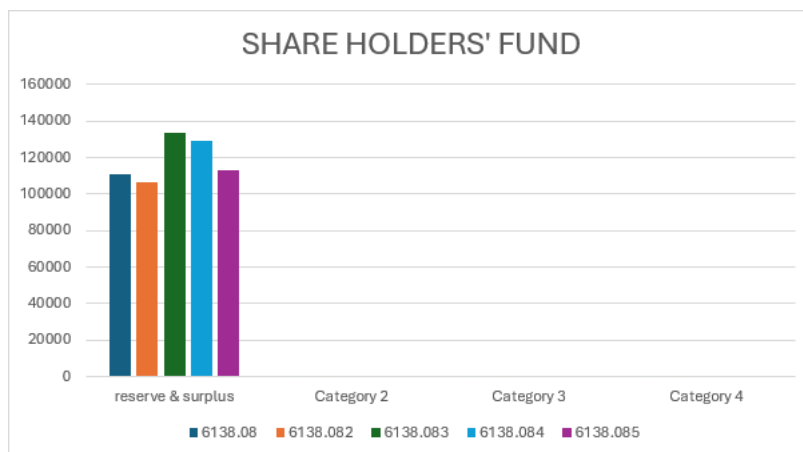
Louis Owusu-Berko (2025) The rapid advancement of Artificial Intelligence (AI)-driven predictive and prescriptive analytics is transforming decision-making processes and operational efficiency across industries. Organizations are increasingly leveraging AI algorithms to extract actionable insights from vast datasets, enabling proactive decision-making, risk mitigation, and performance optimization. Predictive analytics

employs machine learning models to forecast trends, customer behaviors, and market dynamics, allowing businesses to anticipate future challenges and opportunities. Meanwhile, prescriptive analytics builds upon predictive insights by recommending optimal strategies, leveraging reinforcement learning, optimization techniques, and decision intelligence frameworks to enhance operational effectiveness. The integration of AI-driven analytics in industries such as finance, healthcare, supply chain, and manufacturing has demonstrated significant improvements in resource allocation, process automation, and business agility. In financial services, AI-powered predictive models enhance fraud detection, credit risk assessment, and investment strategies, while prescriptive analytics optimizes portfolio management. In healthcare, AI-driven diagnostics and treatment recommendations improve patient outcomes and streamline hospital operations. Supply chain analytics leverages AI to forecast demand fluctuations, mitigate disruptions, and enhance logistics efficiency. Similarly, manufacturing industries benefit from predictive maintenance and AI-optimized production planning, reducing downtime and improving asset utilization. Despite its transformative potential, challenges such as data privacy concerns, algorithmic biases, and integration complexities must be addressed to fully harness AI-driven analytics. This paper explores the methodologies, industry applications, and ethical implications of integrating AI-driven predictive and prescriptive analytics. By adopting a strategic, data-driven approach, businesses can achieve sustainable competitive advantage and maximize operational efficiency in an increasingly dynamic and complex business environment.

IV. DATA ANALYSIS & INTERPRETATION

SHARE HOLDERS' FUND

share capital	6138.08	6138.08	6138.08	6138.08	6138.08
reserve & surplus	111153	106560.3	133690.4	129477.9	112856.5

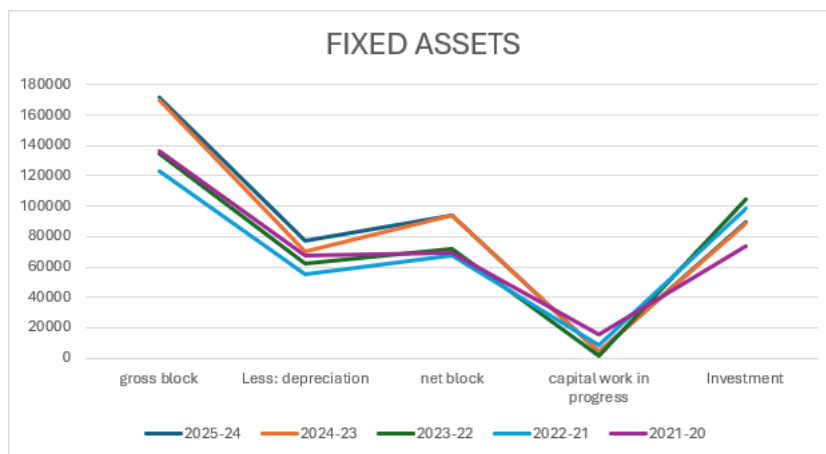


INTERPRETATION:- Share capital remained constant at ₹6,138.08 crore throughout the period, indicating no fresh equity issue or capital restructuring. However, reserves and surplus showed fluctuations, declining initially, then rising significantly to ₹1,33,690.4 crore, followed by a gradual decrease to ₹1,12,856.5 crore. This trend reflects variations in retained earnings due to changes in profitability, dividend distribution, and internal funding policies. Overall, the strong reserve base compared to share capital indicates high net worth, financial stability, and reliance on internal funds for business operations and growth.

The Above Graph Represents Shareholders Fund Consist of Share Capital And Reserves And Surpluss To Find Out The Company Growth In The Particular Period.

FIXED ASSETS

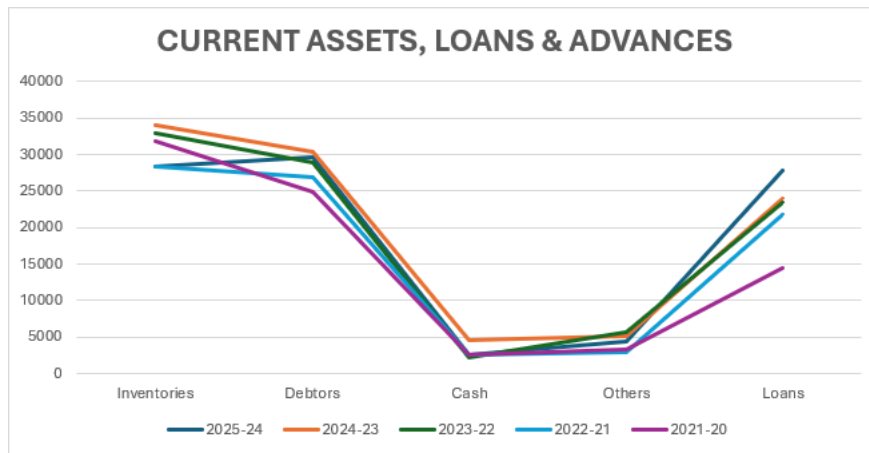
	2025-24	2024-23	2023-22	2022-21	2021-20
Gross block	171339.4	170064.1	134540.3	123003.5	136672.8
Less: depreciation	77297.5	70159.58	62587.76	55397.84	67765.8
net block	94041.85	94041.85	71952.51	67605.64	68907
capital work in progress	4164.28	4164.28	1358.36	8568.51	15604.81
Investment	89178.56	88859.46	104730.2	98447.5	73660.28



INTERPRETATION:- Gross block increased overall from ₹1,36,672.8 crores to ₹1,71,339.4 crores, showing continuous investment in fixed assets. Depreciation also rose steadily, indicating aging assets and higher usage. Net block improved significantly in recent years, reflecting asset expansion and better capital utilization. Capital work in progress declined sharply from ₹15,604.81 crores to ₹4,164.28 crores, suggesting completion of major projects. Investments fluctuated, peaking in 2023–22 and then declining slightly, which shows a shift from financial investments toward strengthening core operational assets. The above graph represents balance sheet statement it refers fixed assets on depreciation for the five years it will make the business will go longer.

CURRENT ASSETS, LOANS & ADVANCES

	2025-24	2024-23	2023-22	2022-21	2021-20
Inventories	28450.38	34040.36	32974.18	28366.36	31904.16
Debtors	29694.35	30447.61	28988.56	26877.07	24846.74
Cash	2656.16	4679.94	2182.48	2561.4	2503.17
Others	4332.3	5066.34	5775.49	2969.9	3315.06
Loans	27827.63	23931.33	23361.38	21715.86	14442.06



INTERPRETATION:- Inventories fluctuated during the period, peaking in 2024–23 and declining in 2025–24, which indicates improved stock management and faster turnover. Debtors showed a steady increase, reflecting higher credit sales and the need for better receivables control. Cash balance varied significantly, suggesting changes in liquidity and working capital management. Other current assets declined in recent years, indicating tighter short-term resource allocation. Loans and advances increased continuously, showing higher fund deployment in operational activities and stronger support to business expansion.

The above graph shows the current assets loans & advances express to know the financial efficiency of the company in the period of five years

V. FINDINGS

- Share capital remained constant during the period, indicating no new equity infusion and stable ownership structure.
- Reserves and surplus were significantly higher than share capital, showing strong internal funding capacity and high net worth.
- Gross block increased steadily, reflecting continuous investment in plant, machinery, and infrastructure.
- Depreciation increased every year, indicating higher asset utilization and aging of existing fixed assets.
- Net block improved in recent years, which shows effective capital expansion and better asset base.
- Capital work in progress declined sharply, indicating completion of major expansion projects and conversion into productive assets.
- Investments fluctuated, suggesting a shift from financial investments to strengthening core operational assets.
- Inventory levels showed fluctuations but declined in the latest year, indicating improved inventory control and faster turnover.
- Debtors increased gradually, reflecting higher credit sales and the need for efficient receivables management.
- Cash balances fluctuated, showing changing liquidity position due to investment and financing activities.
- Loans and advances increased continuously, indicating higher deployment of funds for operational support.
- Current liabilities were controlled in the latest year after peaking earlier, showing improved short-term financial management.
- Provisions declined over time, indicating better risk estimation and lower expected liabilities.
- Net current assets increased significantly, reflecting stronger working capital and liquidity position.
- Total assets showed continuous growth, indicating expansion of business operations and asset base.
- Sales turnover remained stable, showing consistent market demand for the company's products.

- A sharp rise in miscellaneous expenses in one year caused operating loss and negative net profit, highlighting cost management issues.
- Profitability recovered in the latest year, but remained lower than earlier peak levels.
- Interest and depreciation formed a major portion of expenses, showing capital-intensive operations.
- EPS and book value declined in recent years, indicating pressure on shareholder returns.
- Operating cash flow remained positive throughout, showing strong core business cash generation.
- Continuous cash outflow from investing activities indicates ongoing capital expenditure and capacity expansion.
- Financing cash inflows suggest reliance on external funds to support investments.
- Decline in closing cash balance in the latest year reflects heavy investment activities.
- Overall, the company maintains strong asset base, good liquidity, and positive operating cash flow, but profitability and shareholder returns show some pressure due to high capital investment and cost fluctuations.

VI. SUGGESTIONS

- The company should improve profitability by controlling miscellaneous and administrative expenses, which caused losses in one year.
- A detailed cost monitoring system should be implemented to track abnormal expenditure and prevent sudden profit decline.
- Since depreciation is increasing, the firm should adopt modern and energy-efficient machinery to reduce operating cost and extend asset life.
- The company should strengthen preventive and predictive maintenance practices to reduce downtime and repair expenses.
- Idle and underutilized assets should be identified through asset performance analysis and either redeployed or disposed.
- Debtors are increasing; therefore, strict credit control and faster collection policies should be introduced to improve cash flow.
- Inventory management should be optimized using ERP and real-time tracking systems to reduce holding cost.
- Capital expenditure should be supported by strong internal cash generation to reduce dependence on external financing.
- The firm should maintain an optimal capital structure to control interest burden.
- Cash flow planning should be strengthened to maintain adequate liquidity despite heavy investments.
- Investments should be evaluated based on return on assets (ROA) and asset productivity before expansion decisions.
- The company should adopt life-cycle costing techniques for better asset acquisition and replacement planning.
- Implementation of ISO 55000 asset management standards will improve asset tracking, control, and reporting accuracy.
- Digital asset registers and IoT-based monitoring systems should be used for real-time performance measurement.
- A formal asset disposal policy should be introduced to remove obsolete assets and improve efficiency.
- Training programs should be conducted to create asset utilization awareness among employees.
- The company should focus on value engineering and process optimization to improve asset productivity.
- Strong working capital management is required to balance current assets and liabilities efficiently.
- Dividend policy should be aligned with profitability to protect shareholder value.

- Overall, an integrated strategic asset management framework should be adopted to improve operational efficiency, profitability, and long-term sustainability.

VII. CONCLUSION

Strategic management of fixed assets is essential for achieving higher operational efficiency, cost control, and long-term organizational sustainability. Proper planning, acquisition, utilization, maintenance, and disposal of assets ensure maximum productivity and reduced downtime. When assets are effectively monitored and maintained through preventive strategies and digital tracking systems, organizations can extend asset life, minimize repair costs, and improve overall performance. This not only enhances return on investment but also supports better capacity utilization and quality output.

The study highlights that aligning asset management with organizational goals leads to improved financial accuracy, transparency, and regulatory compliance. Timely replacement decisions and lifecycle analysis help avoid unexpected failures and operational disruptions. Moreover, structured asset policies and internal controls reduce the risk of asset loss and mismanagement.

In today's competitive environment, organizations that adopt a strategic and technology-driven approach to fixed asset management are better positioned to improve efficiency, optimize resources, and achieve sustainable growth. Effective asset management thus becomes a key driver of operational excellence.

BIBLIOGRAPHY

Journal Articles

1. Adekoya, O. D., Oliyide, J. A., & Noman, A. (2023). Asset management strategies and operational efficiency: Evidence from capital-intensive industries. *Journal of Asset Management*, 24(3), 215–230.
2. Alkaraan, F. (2021). Strategic capital investment decision-making and firm performance: The mediating role of asset management. *International Journal of Production Economics*, 236, 108115.
3. Chofreh, A. G., Goni, F. A., & Klemeš, J. J. (2022). Sustainable asset lifecycle management framework for operational excellence. *Journal of Cleaner Production*, 330, 129822.
4. Niven, P. R., & Lamorte, B. (2020). Strategy execution through asset performance management systems. *Harvard Business Review Digital Articles*, 2–7.
5. Ratnayake, R. M. C., & Antosz, K. (2021). Maintenance performance indicators and enterprise asset management: A review of strategic alignment. *Processes*, 9(2), 199.

Books

1. Campbell, J. D., Jardine, A. K. S., & McGlynn, J. (2021). *Asset management excellence: Optimizing equipment life-cycle decisions* (4th ed.). CRC Press.
2. Hastings, N. A. J. (2021). *Physical asset management: With an introduction to ISO 55000* (2nd ed.). Springer.
3. Nicholas, J., & Steyn, H. (2022). *Project management for engineering, business and technology* (6th ed.). Routledge.
4. Schuman, C. A., Brent, A. C., & Battaia, O. (2020). *Strategic asset management: Frameworks and tools for operational efficiency*. Springer.
5. Woodhouse, J. (2020). *Asset management decisions: A practical guide*. Reliabilityweb.com Publishing.

Websites

1. International Organization for Standardization (ISO). (2023). Asset management — ISO 55000 series. <https://www.iso.org/iso-55000-asset-management.html>
2. World Bank. (2024). Infrastructure asset management overview. <https://www.worldbank.org/en/topic/infrastructure/brief/asset-management>
3. Deloitte Insights. (2023). Strategic asset management for operational efficiency. <https://www2.deloitte.com/us/en/insights/focus/industry-4-0/strategic-asset-management.html>
4. McKinsey & Company. (2024). Improving capital productivity through asset optimization. <https://www.mckinsey.com/capabilities/operations/our-insights/capital-productivity>

5. International Federation of Accountants (IFAC). (2022). Public sector asset management. <https://www.ifac.org/knowledge-gateway/supporting-international-standards/discussion/public-sector-asset-management>